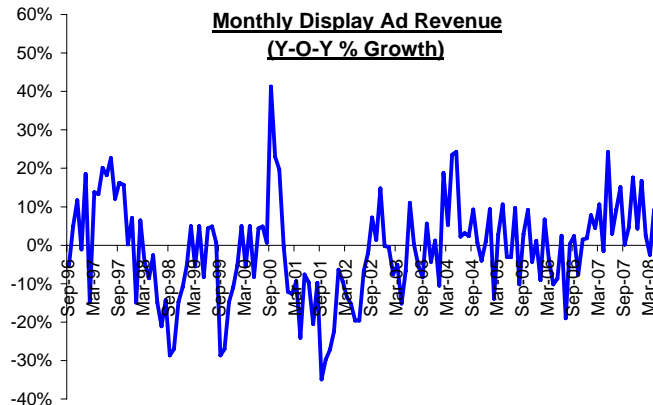
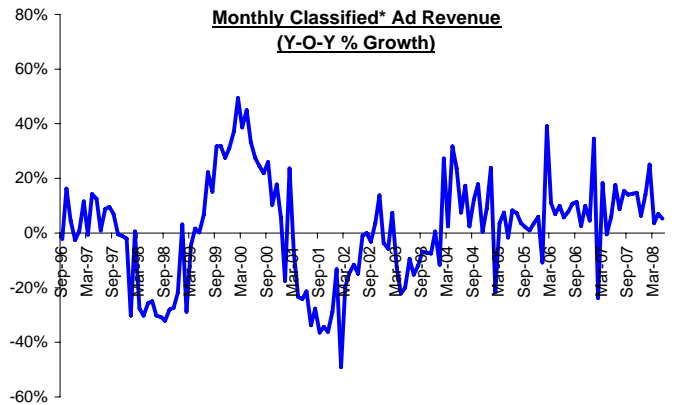
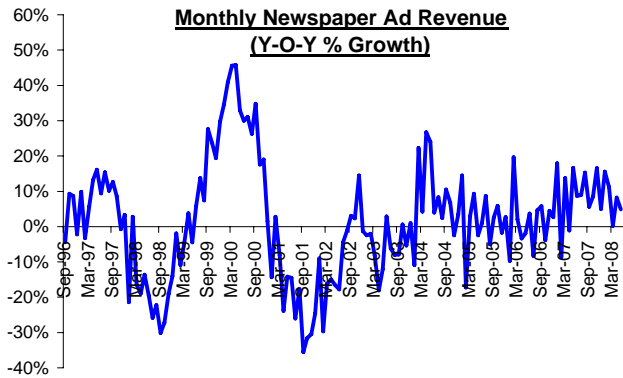
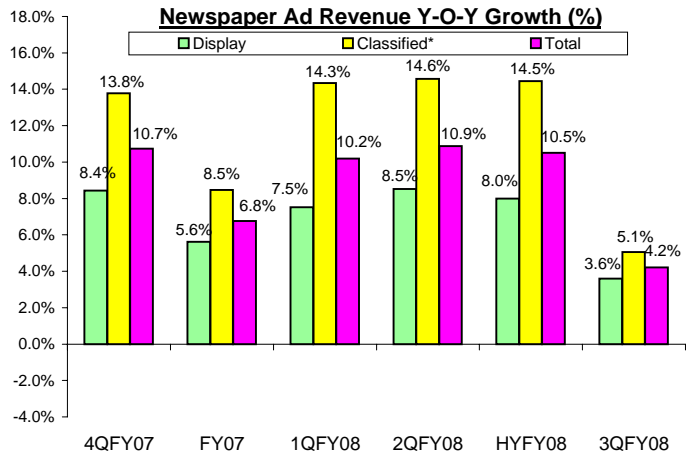
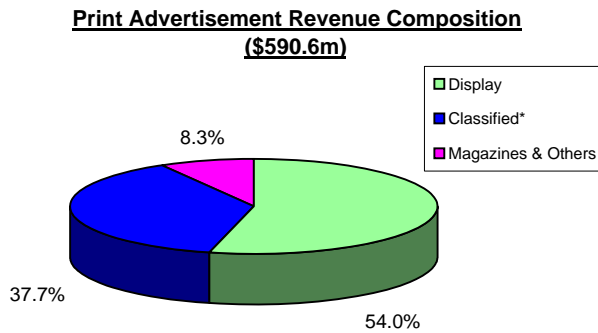
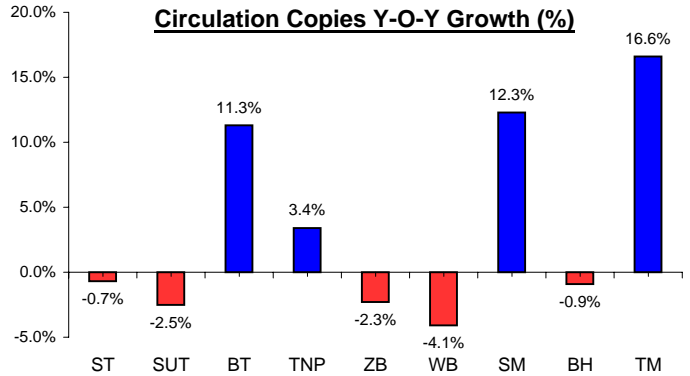
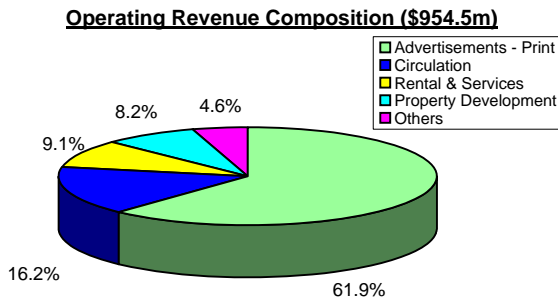


FY 2008 - YTD May 2008 (Fact Sheet 1)

Key Revenue Drivers



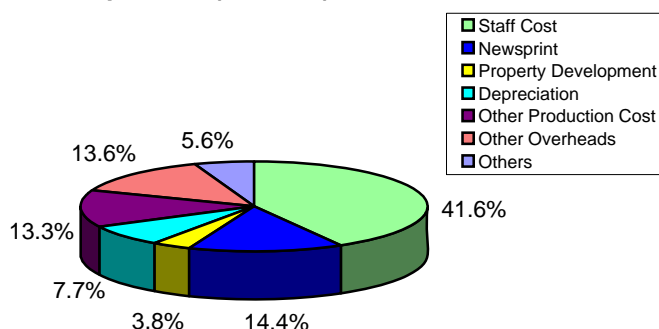
* Classified includes Recruitment and Notices

Singapore Press Holdings Limited
 Reg. No. 198402868E
FY 2008 - YTD May 2008 (Fact Sheet 2)



Key Cost Drivers

Cost Composition (\$591.2m)



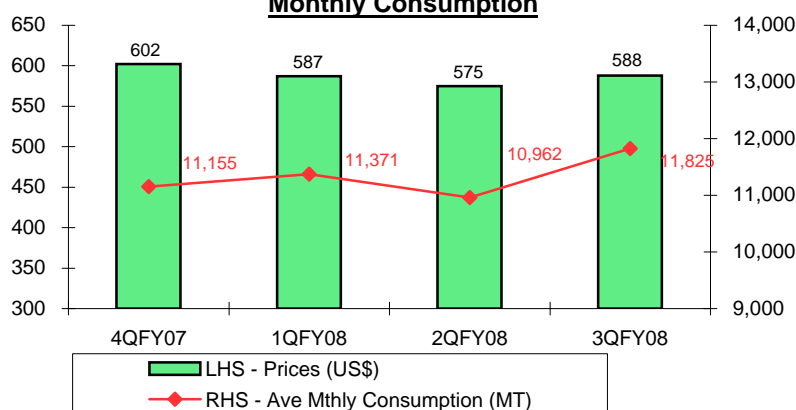
Staff Cost

	<u>FY08</u>	<u>FY07</u>	<u>Change</u>
Total Staff Cost (\$'000)	246,234	218,519	12.7%
Average Headcount	3,853	3,639	5.9%
Headcount as at end May	3,874	3,684	5.2%

Newsprint Cost

	<u>FY08</u>	<u>FY07</u>	<u>Change</u>
Newsprint Cost (\$'000)	85,324	89,863	-5.1%
Ave Monthly Consumption (MT)	11,386	10,720	6.2%
Ave Charge-out Price (US\$)	583	605	-3.6%

Average Newsprint Charge-Out Price & Monthly Consumption



Group Investible Fund (\$1.1b)

